

APPLIED ENERGY
SOLUTIONS

STABLEMATE™

Constant Current
The Power of Excellence


*Advanced multi-cell Constant Current Charger excels
in Battery Shop, rental and loaner-type installations.*



Manufacturing



*Materials
Handling*



*Battery
Shop*





StableMate

Constant Current

Due to its Constant Current technology, it is excellent for use in Battery Shop and loaner type situations.

Features & Benefits

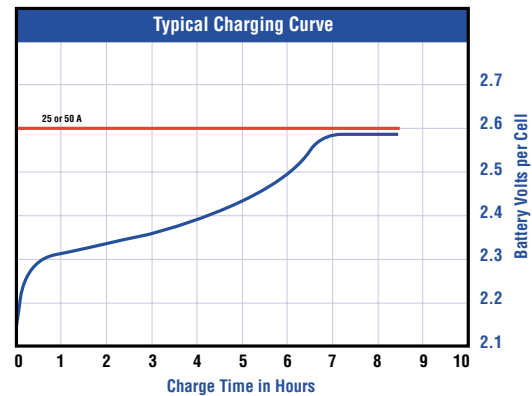
- Fully integrated microprocessor control for dv/dt or elapsed time termination (Elapsed time selectable for 8, 12, 16, or 24 hours)
- Charge over-discharged and sulfated batteries
- Auto start with five second delay
- Automatic shutdown for the following conditions:
 - Maximum or minimum cells are too high or too low
 - Charging current is too low
 - Battery cable is disconnected while charging
 - Elapsed time timer expired
- CAUTION:** DISCONNECTING THE BATTERY FROM THE CHARGER DURING THE CHARGE CYCLE WITHOUT MANUALLY STOPPING THE CHARGER CAN CAUSE DAMAGE TO BOTH OPERATORS AND EQUIPMENT AND VOID THE WARRANTY
- Ferroresonant Constant Current charge available in 25 Amp or 50 Amp output models
- Multi color LED's indicating charging status, equalization mode, and fault shutdown
- Red push button for manual shutdown
- Manual equalize/elapsed timer button
- Supplied with seven foot AC line cord with 20 Amp connector (Hard wired on HV models only)
- Eight foot long output cables with dual connectors (SB175 and SB350) for added flexibility

Product Safety

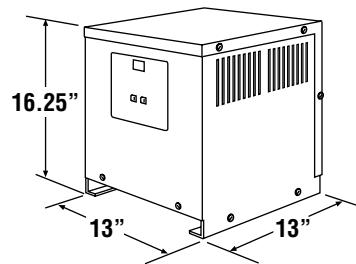
- UL Listed
- UL Listed to Canadian Safety Standards

Warranty

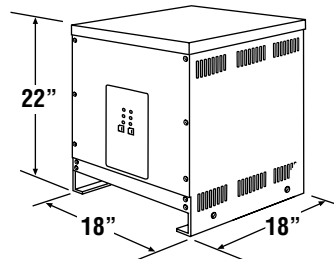
- See Warranty Certificate for information



25 Amp



50 Amp



APPLIED ENERGY
SOLUTIONS

One Technology Place
Caledonia, New York 14423
Tel: 585-538-4421
Fax: 585-538-6345

800-836-2132

www.appliedenergysol.com

